

ALP600

LPDA Antenna

TECHNICAL DATA



Feature Highlights

- Extremely rugged “shark fin” design
- SWR below 2:1 from 450 to 850 MHz
- Ideal for portable applications
- 50 ohm BNC connector
- 3/8” x 16 threaded stainless steel mounting stud included
- Ceiling, floor or wall mounting options

The ALP600 antenna is a Log Periodic Dipole Array (LPDA) design that provides a useful directional pattern over a broad frequency bandwidth. Most “gain antennas” (those designs with a directional pattern) are limited in bandwidth. This makes them awkward for use in multi-channel wireless systems and with frequency agile wireless systems.

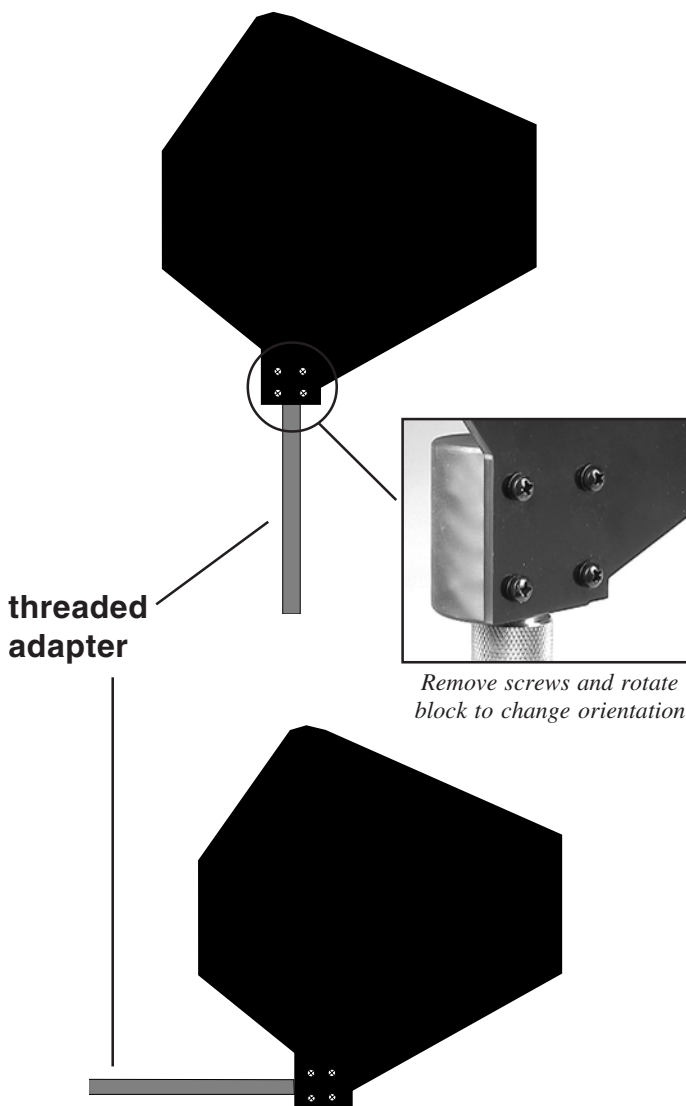
The broad bandwidth of the ALP600 covers the entire UHF band used for Lectrosonics wireless microphone and IFB systems, yet still provides the directional pattern needed to cover long distances.

The ALP600 antenna is constructed of 1/8” FR4 fiberglass board and is extremely rugged. This antenna is best suited for portable applications including temporary setups for field shoots. It is not intended to be left outdoors permanently.

A sturdy aluminum housing protects the 50 ohm BNC connector. There is also an optional adapter kit that provides a variety of mounting options.


The ALP600 can be mounted on horizontal or vertical surfaces by removing four screws and repositioning the mounting block. Orientation of the threaded adapter in any other position than what is shown here may interfere with the normal operation of the antenna.

Also it is important to locate the antenna at least a foot or two away from nearby surfaces. Reflections from nearby surfaces can alter the pattern and/or affect the sensitivity of the antenna to certain frequencies.



Optional Mounting Adapter Kit

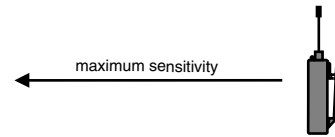

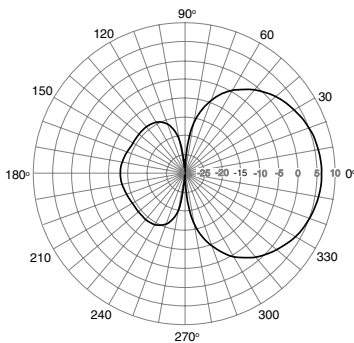
Threaded adapter for standard lighting clamps. 1/2" diameter x 6 inch long. 3/8"-16 thread - both ends.



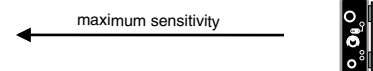
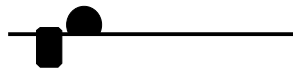
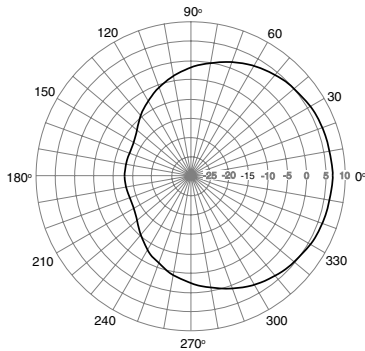
Threaded adapter for photo/video tripod mounting. 1/2" diameter x 1 3/4" long. 3/8"-16 thread on one end, 1/4"-20 on the other.

Microphone stand adapter. 5/8"- 27 thread with 3/8"-16 thread in other end x 1 1/2" long.

A mounting adapter kit is available (part # ALPKIT) that contains three adapters threaded to fit the stud supplied with the antenna. The kit allows mounting on photo and video tripods, lighting equipment, and standard microphone stands. Constructed of stainless steel for lasting durability.



Typical Vertical Pattern



Typical Horizontal Pattern

Specifications

Gain:	+7dBi (isotropic) +4dBd (over dipole)
Range:	450-850 MHz
Weight:	15.6 ozs
Connector:	50 ohm BNC
Dimensions:	13.5" long x 12.25" wide 10.75" x 11" tall

ORIENTATION

A wireless transmitter antenna is generally oriented vertically, therefore, the ALP600 should also be oriented vertically. Note the "up" arrow on the antenna. The transmitter antenna should be parallel with the plane of the ALP600 antenna as depicted above.

ALP600-0400



LECTROSONICS, INC.

581 Laser Rd. NE - Rio Rancho, NM - 87124 USA
(505) 892-4501 (800) 821-1121 Fax(505) 892-6243
www.lectrosonics.com sales@lectrosonics.com